

Sheffield City Council
Education Scrutiny Committee
Monday 5th November 2018

Page 17

Overview of 2018 Pupil Outcomes
City Context and School Performance



2018 Headlines - primary

Mixed picture for primary – some strong improvements in areas targeted last year (reading and phonics) but some measures have plateaued .

KS2 results must be considered in context – the Sheffield cohort has more low attaining pupils than the national average and we know that prior attainment is the strongest predictor of future attainment.

When KS2 results are analysed by prior attainment group Sheffield is still at or above the national average on most measures.

Progress measures at KS2 also take into account starting points. Progress in reading and maths is still in line with national averages .

Provisional KS2 benchmarking data indicates that Sheffield's national rank has mostly been stable or dropped slightly; however, Sheffield's position in relation to other Core Cities has improved for the combined measure. The rank for EGPS has dropped further to 137/ 152 suggesting this may need to be an area of focus this year.

Sheffield's national ranks have improved slightly for Y1 phonics.

2018 Headlines – Key Stage 4 & post-16

20 further GCSEs moved to reformed specifications this year which make comparisons with last year on attainment 8 and progress 8 difficult.

Progress 8 at KS4 is slightly lower than last year due to qualification reforms but is still above national average and in 2nd quartile. Sheffield has the highest progress 8 of all Core Cities.

% of pupils achieving grade 5+ in English and maths has improved slightly and national ranks are similar to last year.

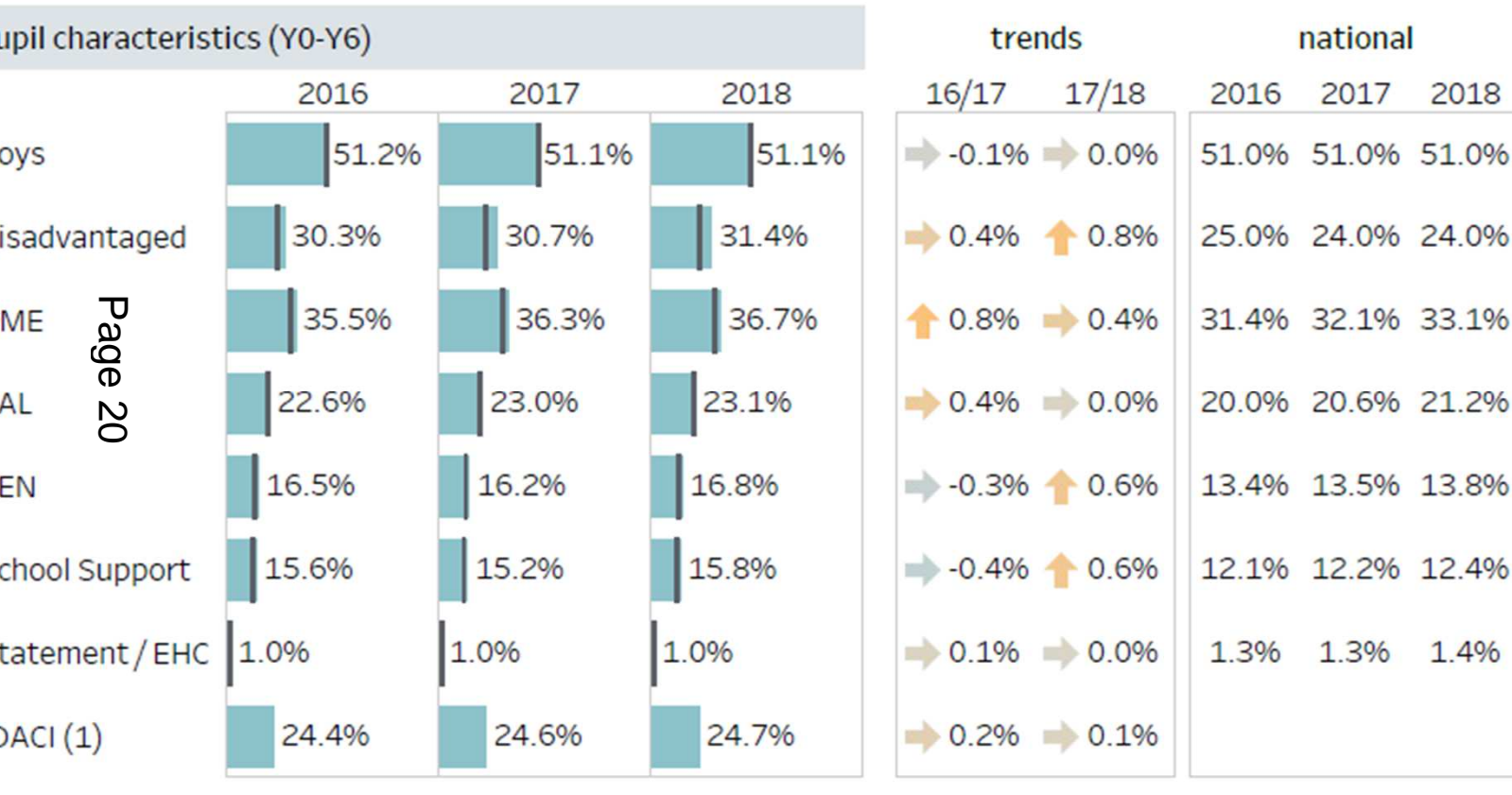
EBacc entries went down due to the impact of early entries in non-reformed qualifications. This will have also had an impact on the new EBacc average points measure. We would expect Sheffield's performance to improve next year.

A-level performance looks to be broadly in line or possibly slightly improved compared with last year although difficult to make comparisons as more A-levels have now moved to linear courses.

Level 3 average points per entry is similar to national average and Sheffield is in 2nd quartile.

The % achieving AAB or above in facilitating subjects (A-levels generally accepted for university entry) is above the national average and Sheffield ranks in the top quartile.

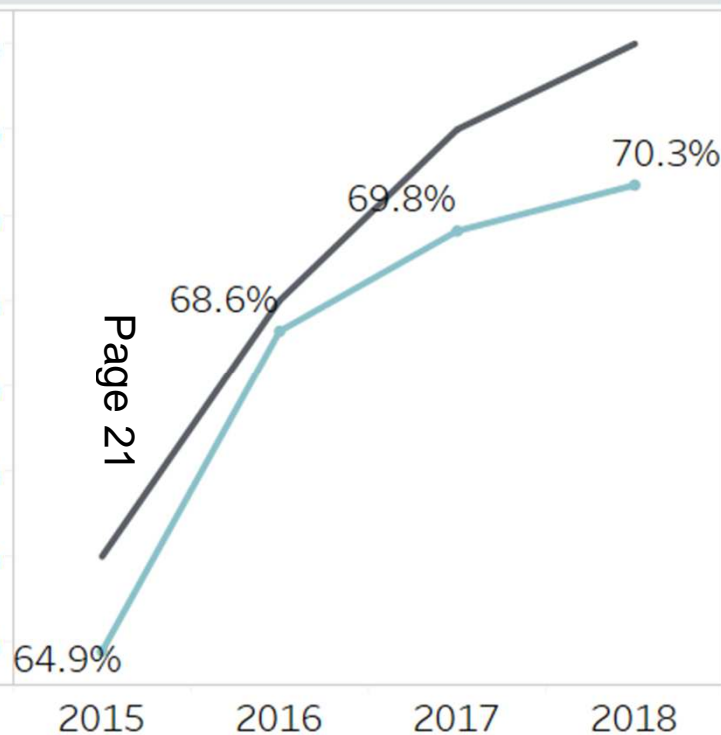
Context – primary cohort



- Sheffield has a higher of disadvantaged, BMI, EAL and SEN children compared to the national average.
- These groups tend to have lower prior attainment and so the cohort characteristics impact on City-level results.

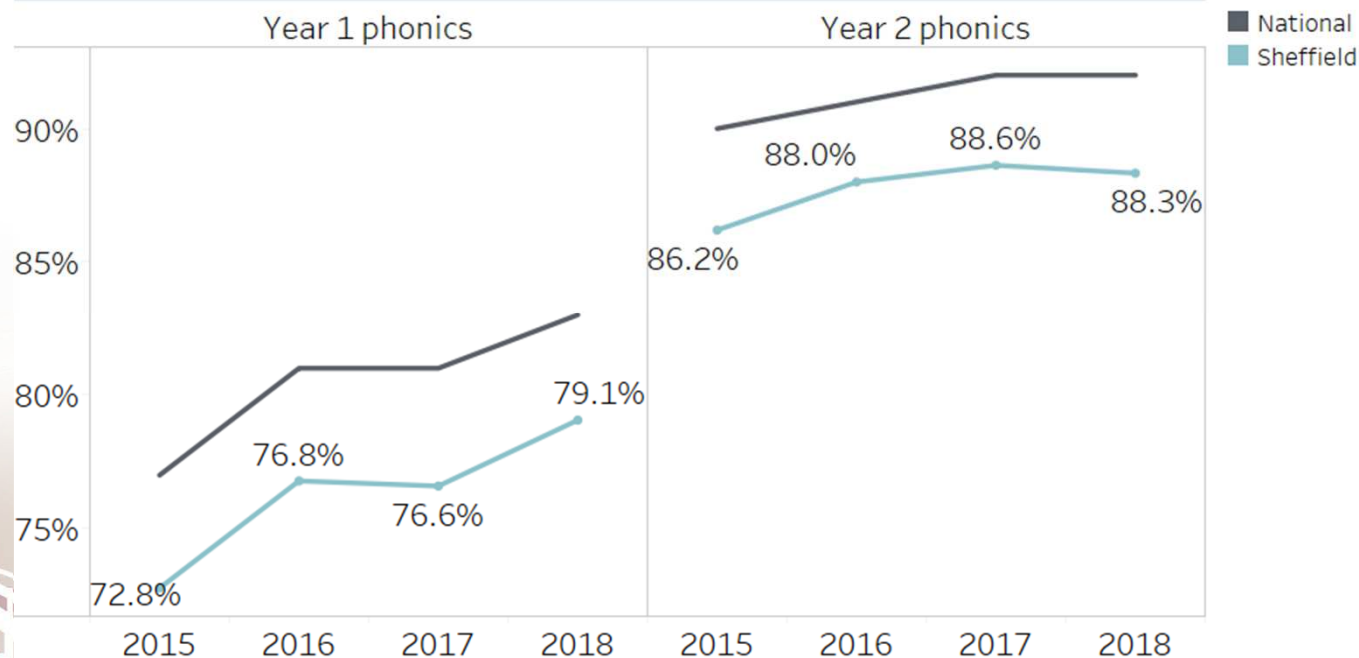
Headline overview – Foundation Stage and Phonics

pupils achieving a good level of development



- Good level of development at the end of the Foundation Stage still close to national.
- The achievement gap at the end of the Foundation Stage reduced further to 28.2% (compared to 29.8% in 2017)
- Y1 phonics has improved.

% of pupils working at the expected level in phonics

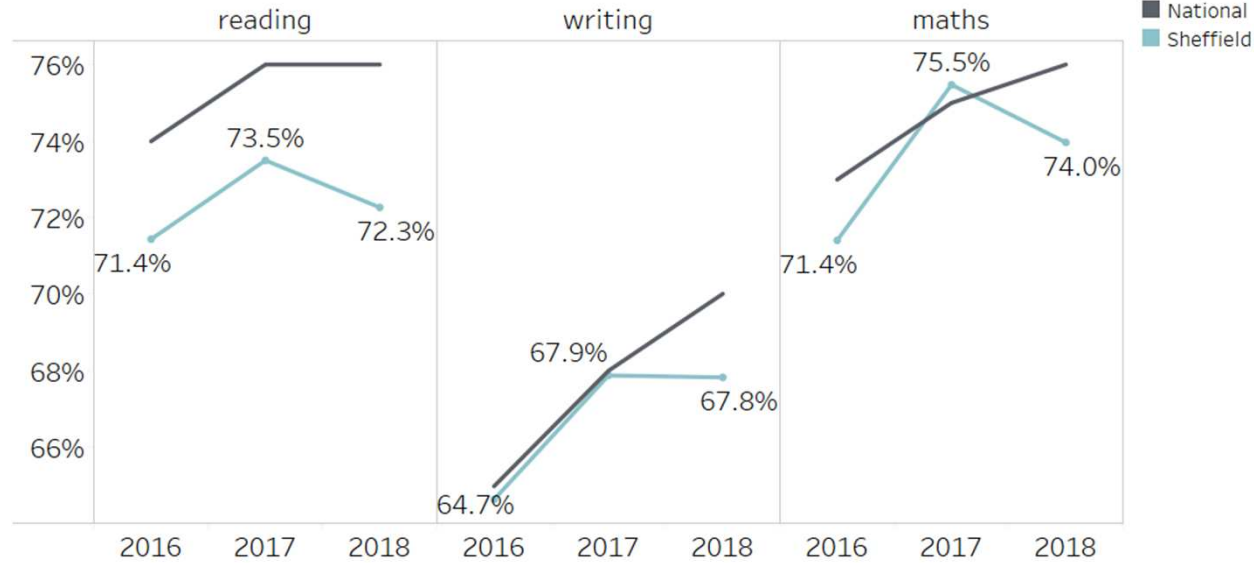


headline overview – Key Stage 1

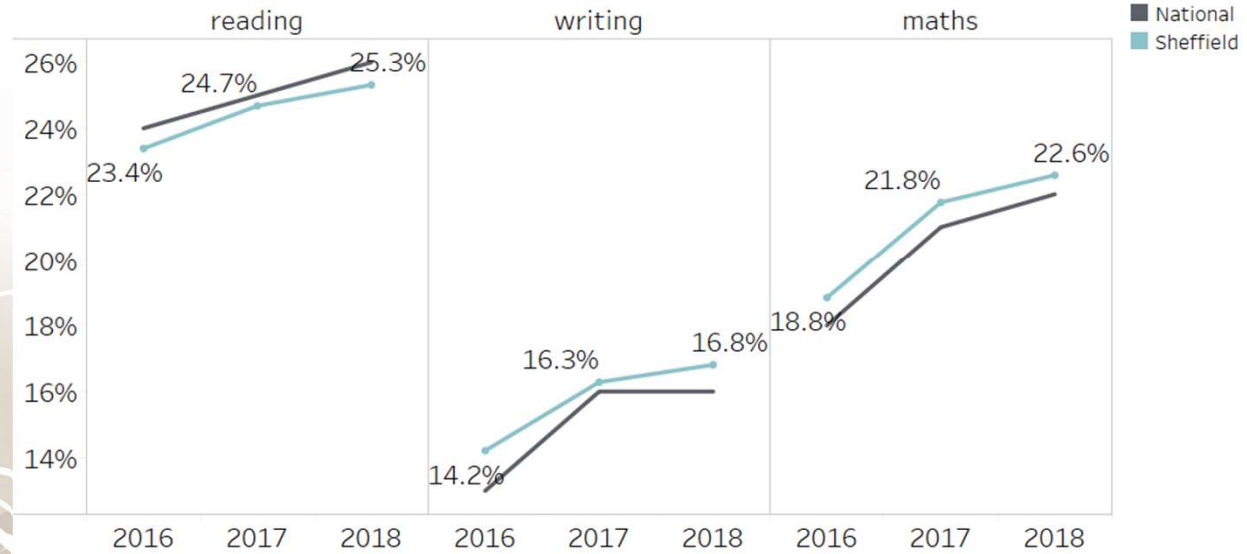
% of pupils reaching the expected standard dropped slightly in reading and maths and remained stable in writing.

Results improved for greater depth, Sheffield is above national for writing and maths.

% of pupils achieving the expected standard at the end of KS1

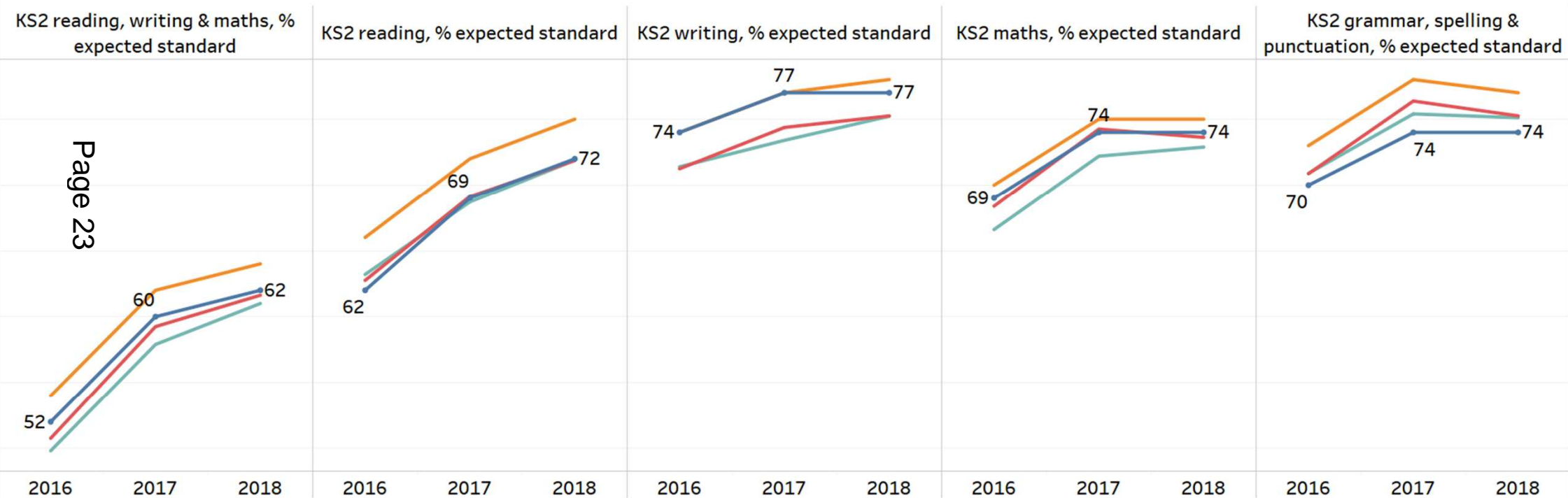


% of pupils achieving greater depth at the end of KS1



Headline overview – KS2 expected standard

- Results improved for combined and reading.
- Sheffield is equal to or above Core Cities and statistical neighbours for all measures except spelling, punctuation and grammar

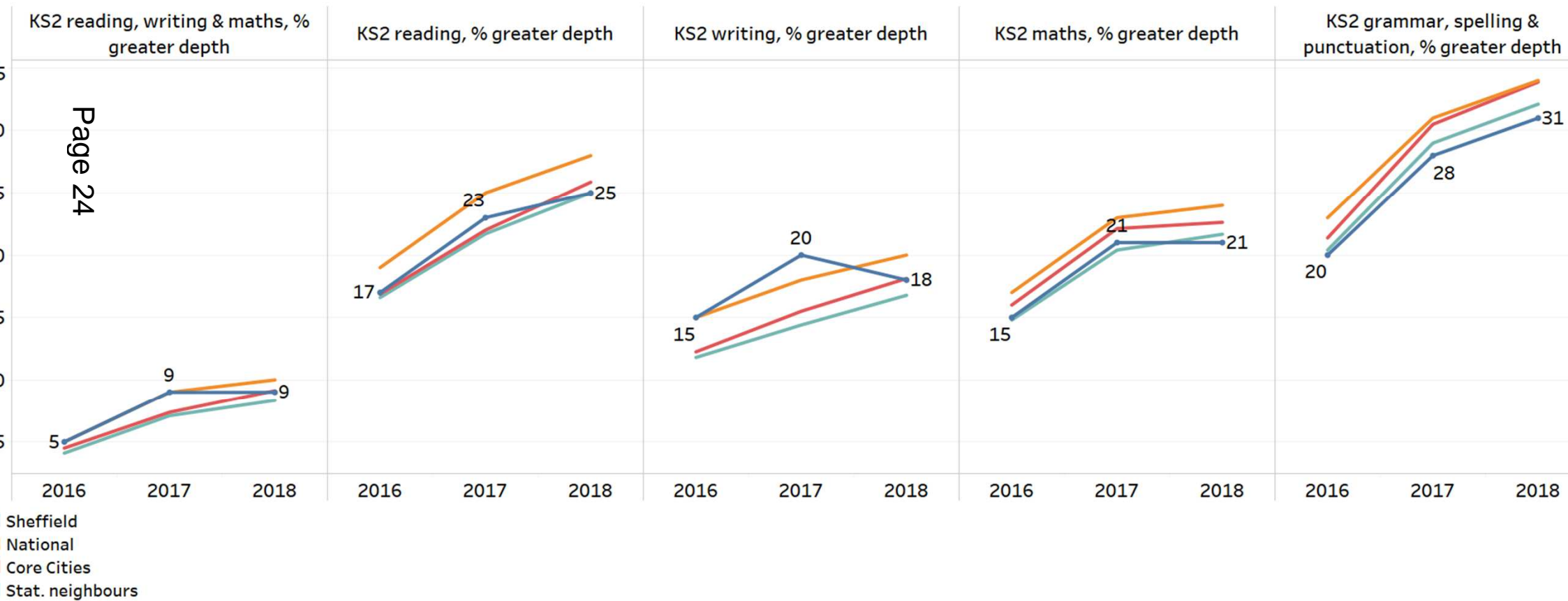


Page 23

Headline overview – KS2 greater depth

Reading and EGPS have improved.

Sheffield is equal to Core Cities and statistical neighbours for the combined measure but below in maths and spelling, punctuation and grammar.

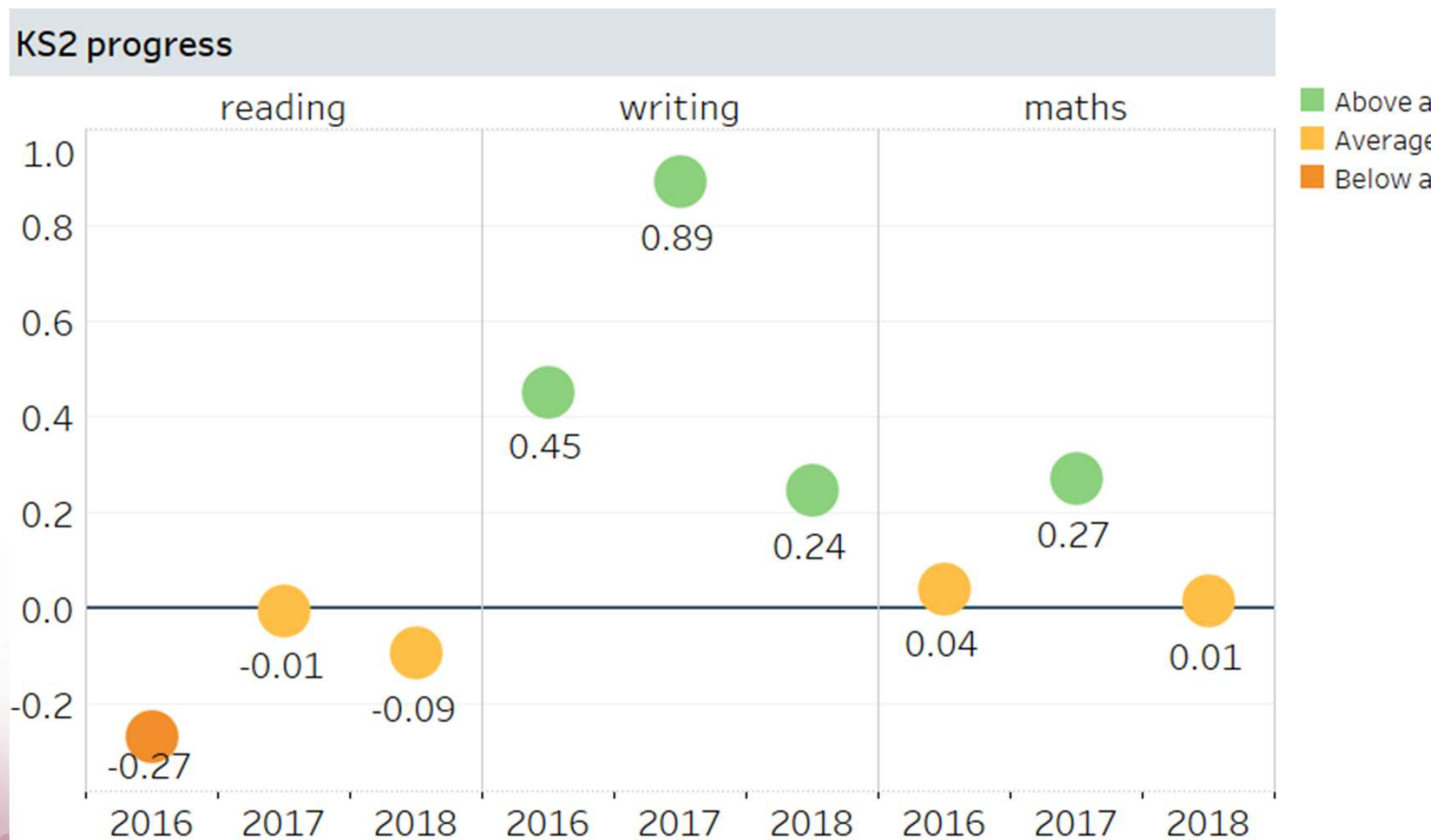


KS2 progress headlines

Progress data is still provisional at this point.

Progress in reading and maths is in line with expectations i.e. pupils are making expected progress in these subjects.

Progress in writing is above expectations – pupils make better than expected progress in writing between KS1 and KS2.



Primary national ranks - 2018

EYFS ranks available late October

KS2 progress ranks available in December

KS2 ranks may change – based on provisional data currently

	National	Core Cities	Statistical Neighbours
Y1 Phonics	137/152 (+3)	5/8 (+2)	8/11 (+2)
KS1 reading EXS+	124/152 (-32)	3/8 (-2)	6/11 (-3)
KS1 writing EXS+	98/152 (-21)	2/8 (0)	3/11 (0)
KS1 maths EXS+	106/152 (-45)	3/8 (-2)	3/11 (0)
KS2 combined EXS+	101/152 (-9)	2/8 (+1)	4/11 (0)
KS2 reading EXS+	116 /152 (-2)	3/8 (0)	6/11 (-1)
KS2 writing EXS+	112/152 (-47)	3/8 (-1)	4/11 (-2)
KS2 maths EXS+	109/152 (-19)	3/8 (+1)	5/11 (-2)
KS2 EGPS EXS+	137/152 (-12)	3/8 (-1)	5/11 (-2)

Context – Y11 cohort

- Smaller cohort than 2017
- % BME and EAL cohort gradually increasing
- Slightly lower % disadvantaged
- More mobile pupils (those who joined after the start of Y10 ~ 5%)
- More low attaining pupils and fewer middle attaining – overall average points score at Key Stage 2 is similar to 2017 cohort
- Similar attendance profile to 2017 Y11 pupils

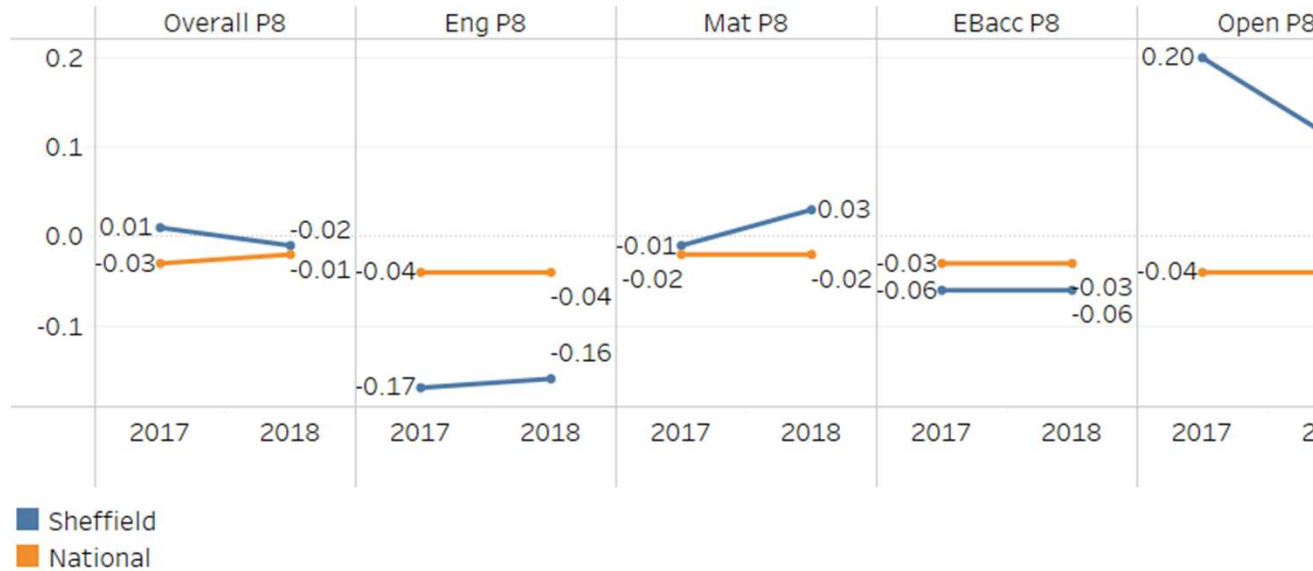


2018 Key Stage 4 – headlines

Progress 8 slightly lower than in 2017 but still above national.

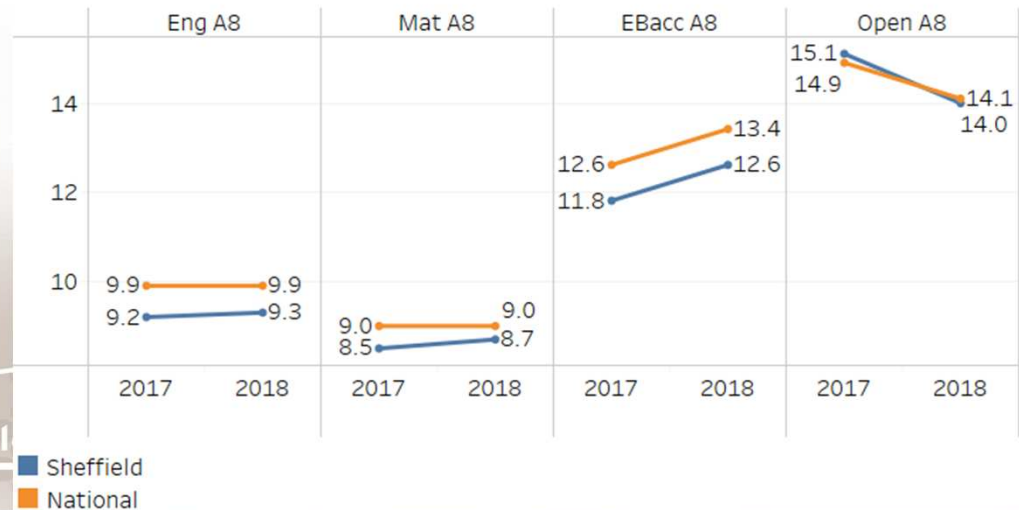
English and maths components of P8 improved, EBacc same as last year, open dropped due to qualification reforms.

Progress 8 components



Overall attainment 8 slightly lower than last year but each individual component has increased apart from open element.

Attainment 8 components



Sheffield

Sheffield
National

2018 Key Stage 4 – benchmarking

National ranks remain relatively stable at Key Stage 4.
 Progress 8 still in top quartile and highest out of Core Cities.

	National	Core Cities	Statistical Neighbours
Attainment 8	106/152 (+4)	5/8 (-2)	6/11 (0)
Progress 8	62/152 (-5)	1/8 (+1)	4/11 (0)
P8 English	103/152 (+5)	4/8 (0)	5/11 (+3)
P8 maths	51/152 (+15)	1/8 (+1)	3/11 (0)
P8 EBacc	76/152 (+1)	3/8 (+1)	3/11 (+2)
P8 open	31 /152 (-8)	1/8 (+1)	4/11 (-1)
5+ English & maths	104/152 (-1)	5/8 (-1)	7/11 (-2)
4+ English & maths	119/152 (-4)	4/8 (-1)	6/11 (+1)
EBacc points	110/152	5/8	8/11

Key Stage 5

The average points per subject for all level 3 students is similar to last year (31.4) and close to the national average (31.6). Sheffield ranks 65 out of 152 for this measure.

The % of students achieving the highest grades at A-level (3 or more A* or A grade) remained at 13% whilst the national average for this figure dropped to 10%.

The % of students achieving AAB or above in facilitating subjects (A-levels accepted for entry to university) remained above the national average (16% compared to 13%). Sheffield ranks 26 out of 152 on this measure.

Full results are not yet available for students studying applied qualifications at level 3.